

Bull Dog Power Products®
 13435 Industrial Park Blvd.
 Minneapolis, MN 55441
 1-877-992-7637 Fax 1-877-927-6370



Ballast Box Set P40030A

*One Clamp Included

USE WITH (P11000 & P11000W)

- ⌚ P40050 1/4-20 x 5/8 Screw
- ⊙ P33440 Washer
- P100506 Ballast Lid
- P100505 Ballast Box
- P33491 Strain Relief
- P40053 1/4-20 Nut
- P46005C Switch Cover
- P46009 Fuse Holder
- P100310 Switch Cover Plate
- P46056 1/4" Washer
- P46025 1/2" Electrical Nut
- P33472 3" x 3/16" Sheet Rubber
- P46007 Connector Ring Terminal
- P33235 Connector 1/4" Female
- P33248 Connector
- P46058 1/4-20 x 1" Hex Head Cap Screw
- P33470 Bushing

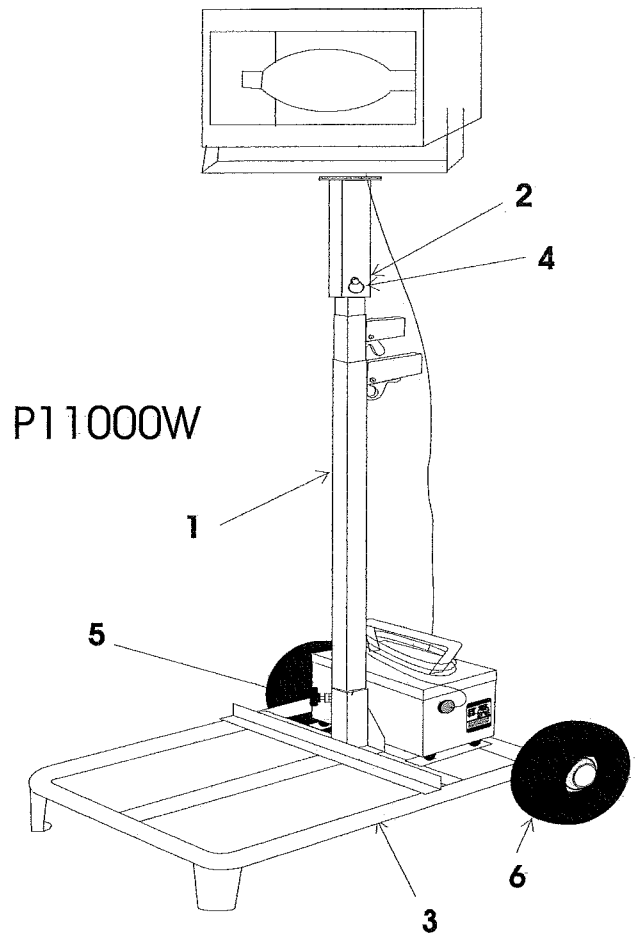
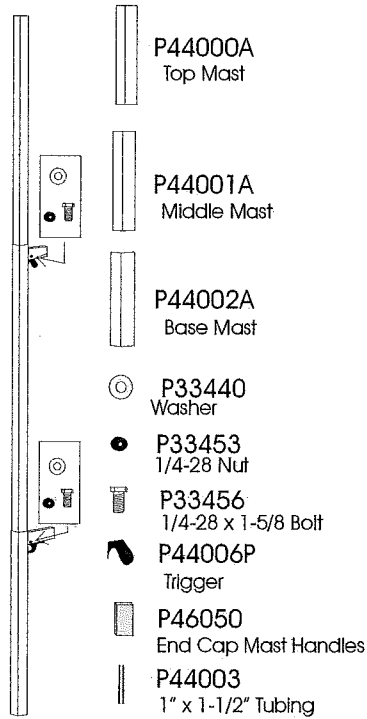


- 7 P100831 1 kw
- Lamp Socket P101765
- 8 P100817 1kW Bulb (P100831)
- 12 P46010 Ballast
- 9 P100883 - Lens - Cable
- 13 P46005 Switch
- 14 P46006 Fuse
- 15 P46003 14' Cord
- 10 Reflector (P100831) P101767
- 11 Lampholder (P100831) P101758
- 16 P46004 8' Cord



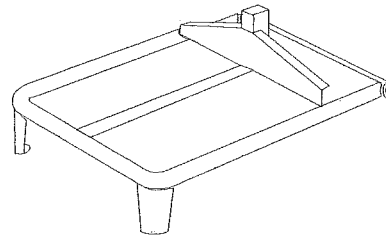
1 Same for all Power Towers
 Except Winch Mast Towers

**Mast Set
 P100375**

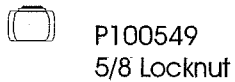
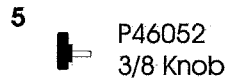
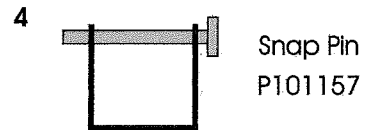


2

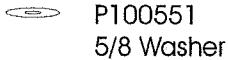
3 P100482 Base




Light Head Mounting Assembly P100434



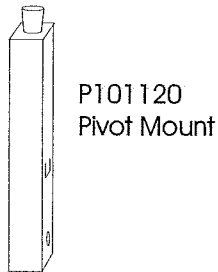
P100549
 5/8 Locknut



P100551
 5/8 Washer



P100545 (2 included)
 Urethane Cushion



P101120
 Pivot Mount

Not Pictured Under Ballast Box

Brake Set P100436 For use with P11000W

